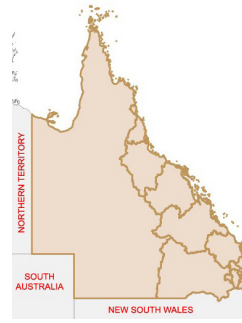
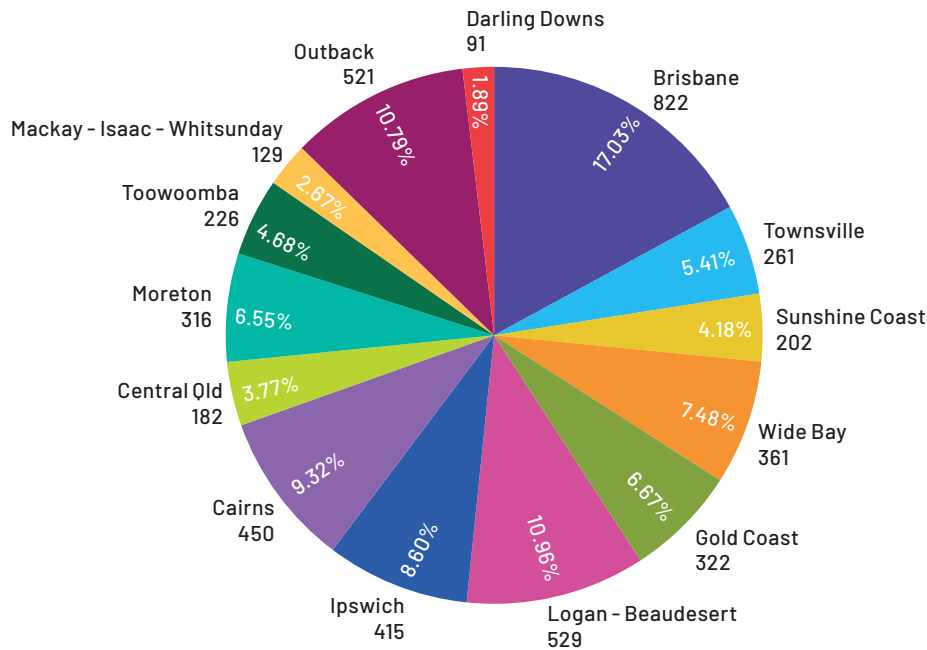


FACTS & FIGURES

Queensland youth homeless numbers



Number and Percentage of Young People Experiencing Homelessness by Region



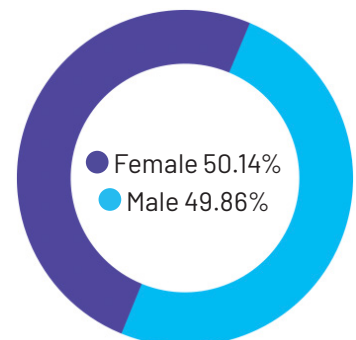
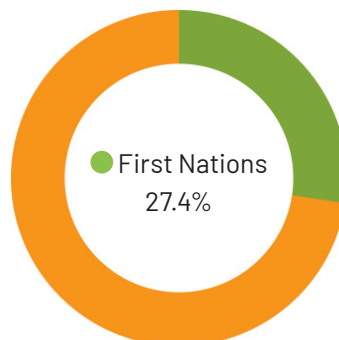
Breakdown of distribution for the 4827 young people experiencing homelessness in 2021 included:

- Living in improvised dwellings, tents, or sleeping out (4.9%)
- Living in supported accommodation for the homeless (20.4%)
- Staying temporarily with other households (15.4%)
- Living in boarding houses (6.7%)
- Living in other temporary lodgings (0.9%)
- Living in 'severely' crowded dwellings (51.7%)



1:6

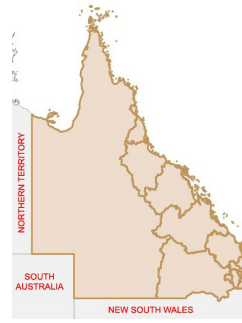
Bed per homeless young person based on 2022 QYHC survey it is estimated that QLD has 803 funded beds



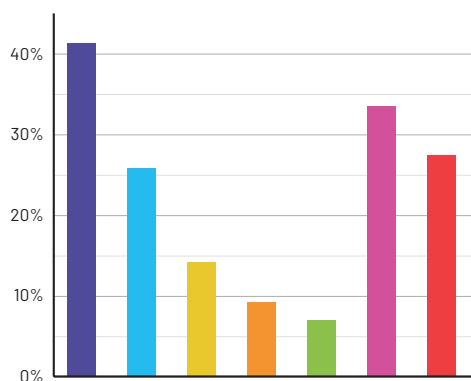
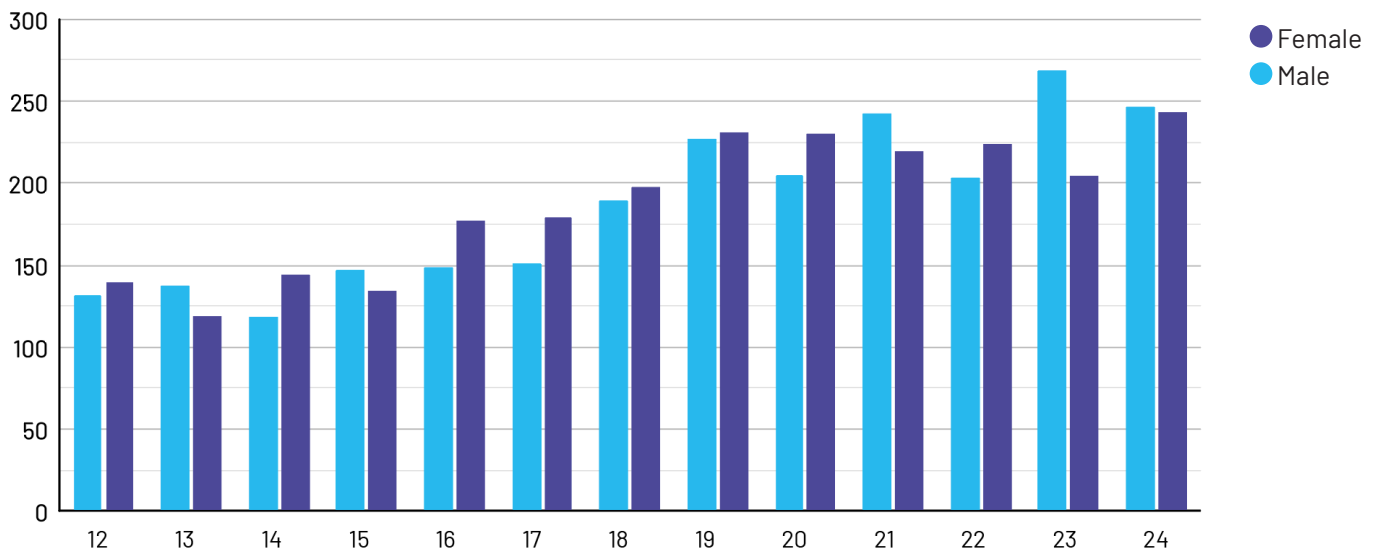
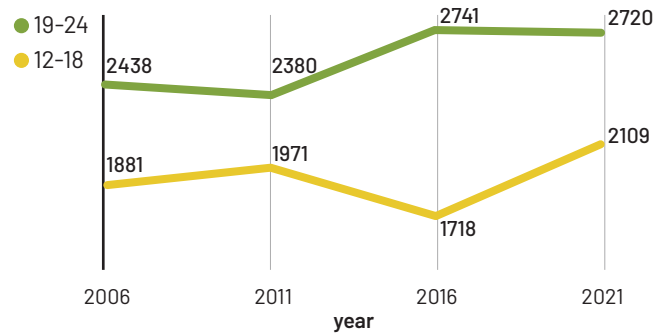
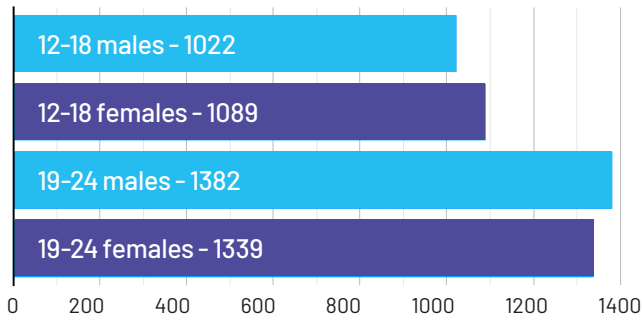
*Totals for SA4 regions can be affected by random adjusts by ABS to avoid the release of confidential data. This accounts for minor discrepancies against other quoted homelessness figures.

FACTS & FIGURES

Queensland youth homeless numbers



Queensland Youth Homelessness Breakdown by Gender and Age



27.4% of young people experiencing homelessness in 2021 identify as First Nations. The breakdown by operational group:

- Living in improved dwellings, tents, or sleeping out (41.2%)
- Living in supported accommodation for the homeless (25.8%)
- Staying temporarily with other households (14.1%)
- Living in boarding houses (9.2%)
- Living in other temporary lodgings (7%)
- Living in 'severely' crowded dwellings (33.4%)
- Total (27.4%)

*Totals for SA4 regions can be affected by random adjusts by ABS to avoid the release of confidential data. This accounts for minor discrepancies against other quoted homelessness figures.